



PLAY AND LEARN BRIDGE IN A WELCOMING ENVIRONMENT

[Website](#)
[Facebook Page](#)

ALERT – September 6, 2021

Top Online Master Point Earners at our Club

Contributed by Allen Pengelly

This table lists the individuals who have earned the most master points at our club in each of three master point bands since the beginning of July.

Open Players			499er Players			99er Players		
	Name	MP		Name	MP		Name	MP
1	David Baker	56.25	1	Brian Kirkconnell	22.86	1	Charlene Schell	8.34
2	Colin Harrington	28.01	2	Stephen Nantes	22.38	2	Anita Hanson	7.32
3	Margot Stockie	26.19	3	Barbara Arthur	18.32	3	Joani Horvath	7.10
4	Mike Peng	24.33	4	Shelley Metcalfe	18.11	4	Barb Neibert	6.61
5	Cindy Mahn	23.90	5	Suzanne Edwards	18.08	5	Reinhold Kauk	6.60
6	Ted Boyd	22.05	6	Ron Lawrence	15.15	6	Joe Blake	9.94
7	Moira Hollingsworth	22.00	7	Salvatore Pace	14.93	6	Steven Allen	9.94
8	Liz McDowell	21.64	8	Ted Kennedy	13.00	8	Noah Pace	5.77
9	David Longstaff	19.67	9	Jim Dalgliesh	11.83	9	Elinor Girouard	5.72
10	Bruce Roberts	17.68	10	Kathy Russell	11.70	10	Susan Durance	5.70
11	Robert Griffiths	17.42	11	Barbara Lindsay	11.36	11	Molly Worden	5.34
12	Neil Jeffrey	17.26	12	Casey Baron	11.30	11	Susan McDonald	5.34
13	Tom Ramsay	16.26	13	John Kip	9.69	13	Aggie Udvari	5.00
14	Dianne Aves	14.49	14	Roy Dandyk	9.25	14	Belinda Burt	4.96
15	John Moser	12.40	15	Sue Voll	9.18	15	Kim Wakeford	4.62
16	John Vandergrift	11.96	16	Cheryl Kip	8.27	15	Nancy Cattanach	4.62
17	Peggy Pearson	10.61	17	Joan Slover	8.05	17	Pat McDonald	4.47
18	Pat McMillan	10.12	18	Kevin Latter	7.70	18	Jim Fox	4.23
19	Adrian Record	9.69	19	Jack Cole	7.58	19	ML Benjamins	3.91
20	John Hanemaayer	9.36	20	David Embury	7.38	20	Audrey Cook	3.90
21	Scott Hills	8.97	21	Lynda Burnett	7.07	21	Valirie Binkle	3.81
22	Malkin Howes	8.85	22	Jackie Logie	6.68	22	John Aldridge	3.73
23	Kandis Smith	8.42	23	Robert Gilck	6.65	23	Debbie Miethig	3.71
24	Neil Coburn	8.28	24	Renate Boucher	6.50	24	Brian Gaber	3.62
25	Sandy Graham	8.16	25	Margie Whyte	6.37	24	Rick Arthur	3.62

A Warm Welcome to our Newest Member ♥♥♥

- Christine Simpson
-

Notice of Annual General Meeting

Please mark your calendar and plan to attend our annual general meeting on Monday, September 27 at 11:00 am. The meeting will be held via Zoom.

This important meeting gives our current members an opportunity to learn about the club's activities over the last year, including information about our financials. As well, club members vote in the members of the board of directors.

In the upcoming week, watch your inbox for an invitation. Pre-registration is required.



Learn Bridge in A Day - 8 Days and Counting

Contributed by Sue Peterson, Instructor

Hard to believe that we are now in September and there's even a cool tinge to the evenings. So as the nights get longer, perhaps you could take a few moments to consider friends, family, or colleagues who may be looking to learn a new hobby. **Learn Bridge in a Day** is a fun way for them to see if bridge is a game they might want to take up. This one-day course on September 11 is detailed in the attached flyer. For those who are returning to bridge and those who want to pop right into the beginner bridge lessons that start the following week.

Please help us spread the word! Just forward this Alert or copy the poster that is also attached to the Alert email and post it where you frequent.





Rookie Ramblings – Counting

Contributed by Dianne Aves

It has been quite a while since I have been a rookie, but since I often teach rookies, I do have a pretty good idea where you're at. It seems like there's a mountain of stuff to learn – and there is! It's impossible to learn everything at once, so I say "Slow down and enjoy the journey."

I most often teach Play of the Hand (POTH for short), both in suit contracts and in no trump contracts. I am so looking forward to doing that again soon at the club, F2F. I miss my students dearly and can't wait to see their wrinkled foreheads again.

I'm sure many of us have taken on some special projects over the pandemic months. Luckily for me I suppose, in the summer of 2019 I approached the publisher of Masterpoint Press with an idea. My daughter and son-in-law wholeheartedly encouraged me to forge ahead with this item on my bucket list so...

Over my 31-year math teaching career, I always wanted to write a math text book because I thought I could do it better than the authors of the texts I had to teach from. Never had the time to do it! When I started teaching bridge at GRBC, once again there was a yearning to write my own book, because I couldn't find what I wanted, anywhere. I did a lot of searches for "Counting at Bridge", but to my dismay I found little.

Not to be deterred, off I went to meet Ray Lee at Masterpoint Press in Toronto. I distinctly remember being very nervous as I approached the office. I discussed my idea with Ray, and he said "Sounds like two books to me!" That wasn't exactly what I wanted to hear. I was overwhelmed! He put it this way. It would be better to have two books of 160 pages than one book of 320 pages, particularly on this subject. I understood immediately why he said that. Counting is not an easy subject to learn. I didn't want my book to become "Sleeping at Bridge." I left the office wondering how I would find enough material on counting for two books. Quite frankly, I wasn't sure I could come up with enough for one!


It hasn't been exactly smooth sailing, but just this past week I did the last task for my book. I had to have a suitable picture of myself to put somewhere near the front of the book. *Counting at Bridge: The Easy Way to Improve Your Game* will no doubt be flying off the shelves beginning in November. It is available for pre order on Amazon now.

My hope for this book is that Intermediates will find it informative and easy to read. Ultimately, it should prove to be very helpful for both declarers and defenders as they trudge through deal after deal. I also hope that other bridge teachers discover my book and use it as a basis for teaching the subject of counting themselves. Since writing this book was a project for me that was intended to satisfy a need I seem to have had for a very long time, I am not looking to make a pile of dough through its sales.

In case you're not sure what counting is all about, it begins with counting your own high card points (HCP), keeping track of the trump suit, and learning about signaling by playing high and low cards to show whether you have an odd or even number of cards in a suit. That is the tip of the iceberg, as they say.

You also have to learn about counting winners and losers, fast and slow losers, suit distributions, hand distributions, tricks for declarer and tricks for defenders, how many points your partner and declarer have, and more. Counting is one of the most difficult skill sets to acquire in bridge. At first, you will have to force yourself to count. Over time, probably a long time, counting will become second nature to you. You will be doing less guessing and making fewer errors.

Once the club gets back to its "normal" mode, guess what I will be teaching? I hope lots of you Intermediates out there sign up. I'll even autograph your book. ☺



"Along with 'Antimatter,' and 'Dark Matter,' we've recently discovered the existence of 'Doesn't Matter,' which appears to have no effect on the universe whatsoever."

Time You Learned Your Lessons!

This fall, we will be offering lessons for **beginner**, **novice**, and **intermediate** players. We would also like to offer lessons for **open** players but so far haven't found a teacher.

With the current plan to re-open some time this fall, we will be offering online lessons in September for sure and expect to be able to offer face-to-face lessons at some point later on. Our lessons will float like a butterfly as we try to adapt to changing conditions. The Beginner 1 lessons will all be online even though they go into October.

Click [here](#) for the draft fall teaching schedule and to register. Click [here](#) for information on how to pay.

The fee for the workshops is \$20 for members/ \$25 for non-members. The fee for the five-week courses is \$75 for members/ \$85 for non-members. The Play of the Hand (Suits) five-week course charges an additional \$20 for the textbook. The fee for the four-week Bidding for Intermediates course is \$70 for members/ \$80 for non-members.



A Taste of Bridge

Can you really learn bridge in a day? Of course not, but you'll nail the basics of bridge in this interactive class that has both instruction and coached play. By the end of the workshop, you will be ready to register for our beginner lessons – which will give you the skills to play our game and the opportunity to meet other like-minded people.


Instructor: Sue Peterson

Dates: Saturday, September 11, 10:00 am – 3:00 pm

Fee: \$25, includes student manual

To register: Visit www.grandriverbridgeclub.com/beginner-lessons

Due to COVID 19, this workshop is ONLINE.



FOR INTERMEDIATE PLAYERS



Two-Level Sacrifice!

Contributed by Robert Griffiths

South dealt himself a flat 23-HCP hand and started off proceedings with a 2♣ opening.

I was sitting West and passed. North bid a waiting 2♦ and my partner, no doubt with a silly grin on his face, chirped in with a 2♥ bid. South might have bid 2NT, showing his shape and point range but chose to double, hoping to hear from his partner.

My partner and I play that a redouble by me now would show a heart raise with one of the top two honours. I had an angel on my shoulder who told me sweetly that this device should not be used with such a horrible hand when I am vulnerable. The Devil on my other shoulder shouted that I must follow our system and redouble. Of course, I listened to the Devil.

After my redouble, North and East passed, leaving it up to the strong hand. South was unhappy about the lack of information from North and passed as well.

Board 23					
South Deals		♠ 10 8 6			
Both Vul		♥ J			
		♦ 8 7 6 3			
		♣ Q J 9 7 5			
		♠ 5 4	<div style="display: inline-block; background-color: green; color: white; padding: 5px; text-align: center;"> N W E S </div>		
		♥ K 5 2			♠ K J 9 3
		♦ 10 9 5 4			♥ Q 9 8 7 4 3
		♣ 10 6 4 2			♦ K J
					♣ 8
					♠ A Q 7 2
					♥ A 10 6
					♦ A Q 2
					♣ A K 3
<i>West</i>	<i>North</i>	<i>East</i>		<i>South</i>	
				2♣	
Pass	2♦	2♥		Dbl	
Rdbl	All pass				

He led the ♣A and, since it was a BBO game, I was able to look at the two hands and shudder. Down one redoubled and vulnerable would cost us -400. That would be acceptable if N/S could make the 600 or so that a game would get them. But, if East were to make only six tricks for down two, we would score -1000. Our reputations would be ruined.

South continued at Trick 2 with a small heart, hoping to prevent spade ruffs in dummy. East won his queen and led a second trump, won by South's ace. South continued with another club, ruffed by East, who then crossed to the ♥K and led a diamond to his jack and South's queen.

South got out with the ♣3, ruffed by East. He then led his ♦K, and South didn't like what he saw. If he were to win his ♦A, he would be forced to either break open the spade suit or lead a diamond to dummy's 10 and 9 that were now set up. So, he ducked the diamond.

The diamond was East's fifth trick and he had one heart left for the sixth. He led the ♠J next and was bound to make one spade trick to hold the damage to down one.

Because East was able to squeak out seven tricks to hold the loss to -400, he and his partner fared better than most of the E/W pairs who defended 3NT for -600 or -630.

Certainly South might have done better, but defending with a big hand is so much harder when you have no information from partner and are endplayed every time you're on lead.

👉 Cheap obstructing bids over the opponents' strong openers can sometimes interrupt the flow of their auction, just as interfering bids do over their 1NT openers. And they can make for fun stories.

The biggest lie I tell
myself is
"I don't need
to write that down,
I'll remember it."





Dear David

How Many Clubs?

S	South
♠	4
♥	9
♦	4
♣	AKQ10975432

There is an esoteric, little-used convention called an ACOL 4NT that would allow you to find out about partner's aces. After 4NT, the answers are 5♣ = no aces, 5♦ = ♦A, 5♥ = ♥A, 5♠ = ♠A, 5NT = any two aces, 6♣ = ♣A. It does not work for this hand because if partner shows one ace, it would push you to 6♣, which does not make. If you change one of the singletons to an ace, 4NT would work wondrously. The 5♣ response would be passed. The one-ace response would get you to 6♣. The two-ace response would get you to 7NT.

Back to the hand above. What is your opening bid in first seat, not vulnerable against vulnerable opponents? The board was played seven times.

- One person opened 6♣. He was either an extreme optimist, an extreme pre-emptor, or just a boy who wants to have fun.
- One person opened a strong 2♣. It is against the laws of bridge to treat this hand as a strong opener. Your fun will last only until the director adjusts your score to average minus.
- Four people opened 5♣, which seems to be the most logical bid. It takes away the opponents' bidding room in case they can make a game.
- At the seventh table, the exceedingly handsome owner of this hand passed! The idea was to find out who had the balance of strength before bidding some number of clubs. Best case scenario: they might double you when you belatedly bid 5♣ because they think you must be crazy and your partner rewards you with an ace. Most of all, it was (legal) fun! For those of you who worry, there is very little chance that this hand will be passed out.


3 D	N North	W N E S
	♠ QJ1096 ♥ KQ74 ♦ 762 ♣ J	P 2♣ 3♥ 5♣ P P P
W West	E East	
♠ K82 ♥ 1085 ♦ AK10953 ♣ 8	♠ A753 ♥ AJ632 ♦ QJ8 ♣ 6	
	S South	
	♠ 4 ♥ 9 ♦ 4 ♣ AKQ10975432	5♣ S NS: 0 EW: 0

Even though her partner showed values by bidding at the three-level, West could not find a double of 5♣. The exceedingly-handsome declarer received 75% on this board. Fun AND profitable!

For Intermediate *Jake's*
Play a Bad Hand Well

#38

♠ K J 8
 ♥ J 7 2
 ♦ J 10 7 2
 ♣ Q 6 5



♠ Q 10 9 6 4
 ♥ A Q 4
 ♦ A K 4
 ♣ K 8

<i>West</i>	<i>North</i>	<i>East</i>	<i>South</i>
Pass	Pass	Pass	1 ♠
Pass	2 ♠	Pass	4 ♠
All pass			

West led the ♦5, I played the ♦10 from the board, followed by East's ♦8 and the ♦4 from my hand. I then led the ♠8 from the board and East followed with the ♠2. I ducked with my ♠4, and the board's ♠8 held the trick as West contributed the ♠3. At Trick 3, I led the ♠K from the board and East took it with his ♠A. I followed with the ♠6 from my hand while West discarded a small diamond. At Trick 4, East led the ♥8. If you were in my shoes, what would you do now?

SOLUTION

You are lucky that your potential diamond loser was removed by the friendly opening lead. Of course, you still have two certain losers - the ♠A and the ♣A. In addition, you have another possible loser - the ♥K - but no matter who has the ♥K, your contract is solid as long as nothing untoward happens.

In pairs games (the kind we mostly play at our club), overtricks matter. It may be that East has the ♥K and you can get an overtrick by finessing. Should you finesse?


To answer this question, you need to do a bit more analysis. The rule of eleven tells you that there are six diamonds higher than the 5 in the hands outside the opener's hand. You have two of them, dummy has three of them and East has already played one of them. The only card you can't place is the ♦3.

If West has the ♦3, that means East's ♦8 was a singleton, and so if your heart finesse fails, East may be able to ruff a diamond - meaning that you will lose four tricks = one too many! So, you should forget about trying to get a possible overtrick and hop right up with the ♥A.

Here is the full hand.

	♠ K J 8	
	♥ J 7 2	
	♦ J 10 7 2	
	♣ Q 6 5	
♠ 3		♠ A 7 5 2
♥ K 9 5		♥ 10 8 6 3
♦ Q 9 6 5 3		♦ 8
♣ J 9 3 2		♣ A 10 7 4
	♠ Q 10 9 6 4	
	♥ A Q 4	
	♦ A K 4	
	♣ K 8	

As you can see, if you were to finesse the heart, West would win the trick with his ♥K and return another diamond, whereupon East would ruff and put you down. The opening lead was a gift, but it could turn into a curse if you get too greedy. Beware of Greeks bearing gifts!



Labour Day Event

All games on this coming Sunday and Monday (September 5 and 6) are considered Labour Day events, awarding double black master points at no extra charge.

Coming Virtual Events

- Friday, September 3, 12:30 pm, **99er game, (20-22 boards) \$5**
- Friday, September 3, 1:00 pm, **499er game (24 boards) \$5**
- Friday, September 3, 7:00 pm, **open game (24 boards) \$5**
- Saturday, September 4, 1:00 pm, **199er game (20-22 boards) \$5**
- Sunday, September 5, 10:00 am, **499er game, (18 boards) \$5 (2X MP)**
- Monday, September 6, 12:30 pm, **49er game (18 boards @ 8 minutes) \$5 (2X MP)**
- Monday, September 6, 1:00 pm, **open game (24 boards) \$5 (2X MP)**
- Monday, September 6, 7:00 pm, **499er game (24 boards) \$5 (2X MP)**
- Tuesday, September 7, 12:30 pm, **199er game (20-22 boards) \$5**
- Tuesday, September 7, 1:00 pm, **open game (24 boards) \$5**
- Wednesday, September 8, 1:00 pm, **499er game (24 boards) \$5**
- Wednesday, September 8, 6:45 pm, **199er game (20-22 boards) \$5**
- Wednesday, September 8, 7:00 pm, **open game (24 boards) \$5**
- Thursday, September 9, 9:30 am, **99er game (20-22 boards) \$5**
- Thursday, September 9 1:00 pm, **open game (24 boards) \$5**
- Thursday, September 9, 6:30 pm, **19er game \$5**
- Thursday, September 9, 7:00 pm, **999er game (24 boards) \$5**
- Saturday, September 11, 10:00 am – 3:00 pm, **Learn Bridge in a Day, \$25**
- Sunday, September 12, 2:00 pm – 4:00 pm, **Picnic**
- Monday, September 27, 11:00 am, **Annual General Meeting via Zoom**

If you would like to play in a particular game but lack a partner that day, you can either:

♠ Log in to [Pianola](#), click on Partner Finder, and create a Partner Finder Advert. This needs to be done at least a few hours in advance of the game. OR

♠ Log in to the game in question and register yourself on the Partnership Desk tab.

If you are looking for a regular partner, contact [Cheryl Kip](#), our membership lead.

We have fun in **spades**.

We play with all our **hearts**.

We treat our members like **diamonds**.

We are having a picnic and an AGM at our **club**.