



PLAY AND LEARN BRIDGE IN A WELCOMING ENVIRONMENT

[Website](#)
[Facebook Page](#)

ALERT – April 11, 2022

Top Online Master Point Earners at our Club

Contributed by Allen Pengelly

This table lists the individuals who have earned the most master points at our club in each of three master point bands since the beginning of March.

| Open Players | | | 499er Players | | | 99er Players | | |
|--------------|---------------------|-------|---------------|-------------------|-------|--------------|------------------|------|
| | Name | MP | | Name | MP | | Name | MP |
| 1 | Robert Griffiths | 22.63 | 1 | Suzanne Edwards | 11.63 | 1 | Susan Durance | 5.41 |
| 2 | David Baker | 19.38 | 2 | Stephen Nantes | 10.69 | 2 | Virginia Alviano | 5.09 |
| 3 | Mike Peng | 14.09 | 3 | Brian Kirkconnell | 9.55 | 3 | Belinda Burt | 4.91 |
| 4 | Colin Harrington | 13.34 | 4 | Cheryl White | 8.04 | 4 | Nancy Cattanach | 4.69 |
| 5 | Cindy Mahn | 12.00 | 5 | Dave Leitch | 6.80 | 5 | Louise Dawdy | 4.60 |
| 6 | John Vandergrift | 10.89 | 6 | Tony Verhoeven | 6.24 | 6 | Martin Jones | 3.84 |
| 7 | Margot Stockie | 9.83 | 7 | David Dennis | 5.54 | 7 | Jane Wilson | 3.65 |
| 8 | Sandy Graham | 8.85 | 8 | Marlene Dopko | 5.41 | 8 | Joe Blake | 3.57 |
| 9 | Moira Hollingsworth | 8.39 | 9 | Margie Whyte | 5.02 | 9 | Elinor Girouard | 3.47 |
| 10 | Kathy Russell | 8.35 | 10 | Lynda Burnett | 4.95 | 10 | Audrey Cook | 3.33 |
| 11 | David Longstaff | 7.93 | 11 | Barbara Arthur | 4.71 | 11 | Marg Sanderson | 3.25 |
| 12 | Edith Ferber | 7.24 | 12 | Shelley Metcalfe | 4.69 | 12 | Valirie Binkle | 3.06 |
| 13 | Stephen Young | 6.90 | 13 | Nanci Phelan | 4.68 | 13 | Christine Kelly | 2.97 |
| 13 | Tom Ramsay | 6.90 | 14 | Susan Kerrigan | 4.67 | 14 | Sue McDonald | 2.95 |
| 15 | Dianne Aves | 6.47 | 15 | Lori Cole | 4.39 | 15 | Linda Rush | 2.90 |
| 16 | Malkin Howes | 6.37 | 16 | Sue Voll | 4.28 | 16 | Cassandra Zehr | 2.80 |
| 17 | Liz McDowell | 6.13 | 17 | Kathleen Burns | 3.85 | 17 | Liz Graham | 2.76 |
| 18 | Diane Jamieson | 6.05 | 18 | Betty Wendling | 3.80 | 18 | Reinhold Kauk | 2.71 |
| 19 | Pat McMillan | 5.59 | 19 | Adriaan Kempe | 3.66 | 19 | Michel Lalonde | 2.63 |
| 20 | Steve Carpenter | 5.54 | 20 | Barb McKay | 3.63 | 19 | David Ward | 2.63 |
| 21 | Scott Hills | 5.20 | 21 | Jim Dalgliesh | 3.48 | 21 | Gordon Hunter | 2.62 |
| 22 | Ronna Hoy | 4.99 | 22 | Ted Kennedy | 3.38 | 22 | Don O'Bright | 2.53 |
| 23 | Neil Jeffrey | 4.92 | 23 | Brenda Semple | 3.37 | 23 | Richard Wehrle | 2.53 |
| 24 | Bruce Roberts | 4.90 | 23 | Sue Moses | 3.37 | 24 | Sue Andersen | 2.52 |
| 25 | Adrian Record | 4.70 | 25 | Muzaffar Husain | 3.15 | 24 | Jane Rushby | 2.52 |

Special Charity Week

For our *online* games, Friday and Sunday, April 8 and April 10, are the tail end of the ACBL's charity week. A portion of the table fees will go directly to the ACBL Charity Foundation, and 50% of the proceeds will go to the UNICEF – Help Children in Ukraine Fund. Double black masterpoints will be awarded, and there will be a BBO\$2 surcharge.

Guelph Spring Fling

Our club is cancelling its Saturday games this week in deference to the Guelph Bridge Club's **ONLINE** Spring Fling tournament that day. There are prizes for those who do well, plus extra masterpoints. Click [here](#) for more information (scroll down).

ALL GAMES ARE ONLINE UNLESS DESIGNATED **FACE-TO-FACE.**

Coming Events

- Friday, April 8, 1:00 pm, **499er game (24 boards) (\$7 members/ \$9 non-members)**
FACE TO FACE
- Friday, April 8, 7:00 pm, **open game (24 boards) BBO\$7**
- **Saturday, April 9, Guelph Bridge Club ONLINE Spring Fling**
- ~~Saturday, April 9, 12:30 pm, **999er game (24 boards) BBO\$5 CANCELLED**~~
- ~~Saturday, April 9, 1:00 pm, **199er game (20-22 boards) BBO\$5 CANCELLED**~~
- Sunday, April 10, 10:00 am, **499er game (18 boards) BBO\$7**
- Monday, April 11, 9:00 am, **Bridge Lab**  (**\$7 members/ \$9 non-members**)
FACE TO FACE
- Monday, April 11, 12:30 pm, **99er game (20-22 boards) BBO\$5**
- Monday, April 11, 1:00 pm, **open game (24 boards) BBO\$5**
- Monday, April 11, 7:00 pm, **499er game (24 boards) BBO\$5**
- Tuesday, April 12, 12:30 pm, **199er game (20-22 boards) BBO\$5**
- Tuesday, April 12, 1:00 pm, **open game (24-28 boards) (\$7 members/ \$9 non-members)** **FACE TO FACE**
- Wednesday, April 13, 1:00 pm, **499er game (24 boards) BBO\$5**
- Wednesday, April 13, 6:45 pm, **199er game (20-22 boards) BBO\$5** 
- Wednesday, April 13, 7:00 pm, **open game (24 boards) BBO\$5**
- Thursday, April 14, 9:30 am, **99er game (20-22 boards) BBO\$5**
- Thursday, April 14, 1:00 pm, **open game (24 boards) BBO\$5**
- Thursday, April 14, 6:30 pm, **19er game (18 boards) BBO\$5**
- Thursday, April 14, 7:00 pm, **999er game (24 boards) BBO\$5**



Congratulations to the following local players who have advanced to the next ACBL level.

Junior Masters

- **Hilary Kekanovich**
- **Kevin Loader**

Silver Life Master

- **Neil Jeffrey**

Sapphire Life Master

- **Adrian Record**


And a warm welcome to the following new ACBL member.

- **Jim Weir**
-

A Message from Your Board of Directors

The following policy decisions are based on the results of our recent member survey, as well as local health conditions. Current data indicate that Ontario is in the midst of a sixth wave with new case counts similar to those seen in mid-January.

- The wearing of masks and proof of vaccine requirement will remain in effect until further notice.
 - **F2F** will continue as is: Monday morning bridge labs; Tuesday afternoon open game; and Friday afternoon 499 game.
 - Wednesday morning 199 game has been moved back to Wednesday evening and switched to online.
 - The board is hopeful that more **F2F** games will be added by June.
 - Stay healthy and stay tuned!
-



Tournament Overview

Contributed by Ted Boyd, Unit 249 Tournament Chair

One of the purposes of Unit 249 is to sponsor a series of tournaments to provide opportunities for the unit's members to play against players from other clubs in addition to the players in their own club and to compete on a higher level.

In the good old days, our unit offered nine sectional tournaments designed to be held across the unit (Southwest Ontario) drawing from Unit 249 primarily, as well as one regional tournament designed to draw from across the country. The end of face-to-face bridge shut down all of our tournaments.

Brighter days are here again, and the following is an early recap of our stance for tournaments in the future.

Here is the status of the unit's nine sectional tournaments for this year.

- **Sarnia**, usually in early April, will not run and is being considered by new operators for the future.
- **Cambridge**, typically in late May, is cancelled and the location, Hespeler Arena, is in doubt.
- **Tillsonburg** has been sanctioned to run on **August 8 and 9 this year**, details to follow.
- **Goderich**, typically in late August, is considering whether or not to offer a tournament this year.
- **St Thomas** has decided to hold their sectional on September 10 and 11, details to follow.
- **Chatham** has struggled with attendance and is unlikely to run this year.
- **Stratford**, typically in mid-November, will not run this year amid discussion whether or not the club will re-open.
- **London** and **Guelph** will consider their situation but are likely to re-start their tournaments in 2023.
- **Parkhill** is considering a sectional tournament in 2023 to replace the previous Port Franks sectional.

The regional offered by Unit 249 has been sanctioned to run July 4 through 9, 2023 at Bingham's. The Grand River Bridge Club has been the sponsor in the past.

And the ultimate major face-to-face regional will be held in Gatlinburg, Tennessee from April 18 to April 24. Many of our club members will take the 12-hour drive, and it is a must-see for everyone at least once in their lifetime.

Canadian Bridge Federation 2022 Championships

Any member of the Canadian Bridge Federation can compete in the 2022 championships. Although the registration deadline is past for the open contest, it's still not too late to register for the B category (up to 3500 MP), the C category (up to 1000 MP), as well as the women's, the seniors, and the mixed contests. Gold points and prizes (CBF credits) are available to those who do well.

Click [here](#) for more information and to register.

Roman Key Card Blackwood

Contributed by Liz McDowell

Roman Key Card Blackwood (RKCB) is a variation of the Blackwood convention that was discussed in last week's column. RKCB is used when the partnership has agreed to a trump suit and is interested in slam. A 4NT bid asks partner how many "key cards" he or she holds. A key card is any ace or the trump suit king. There are two versions of RKCB: 0314 and 1430.

Step Responses playing 0314

- 5♣ 0 or 3 key cards
- 5♦ 1 or 4 key cards
- 5♥ 2 or 5 key cards without the queen of trumps
- 5♠ 2 or 5 key cards with the queen of trumps

Step Responses playing 1430

- 5♣ 1 or 4 key cards
- 5♦ 0 or 3 key cards
- 5♥ 2 or 5 key cards without the queen of trumps
- 5♠ 2 or 5 key cards with the queen of trumps

The more popular version is **1430**.

The 4NT bidder can usually determine if responder has three or zero, one or four, or two or five key cards.

What is the benefit of using Roman Key Card Blackwood instead of regular Blackwood?

In addition to making it possible to learn more about the all-important king of the agreed-upon suit, it also allows the 4NT bidder to ask his partner whether he or she holds the queen of the agreed-upon suit. For example, after responder answers 5♣ (showing one or four key cards) a bid of 5♦ (the cheapest non-trump suit) would become a queen-ask bid if the opener is looking for a slam in hearts or spades but missing the queen of trumps. (In order to do this, the asker must have the bidding room.)

Responses to the Queen Ask

Bidding five of the agreed-upon suit = no queen

5NT = have the trump queen and no side suit (non-trump) king

Bidding any non-trump suit = have the queen of trump *and* the king of that side (non-trump) suit. This side-suit king is shown at the six level.

Here's a sample sequence using 1430 KCB

| Opener | Responder |
|---------------------|---------------------|
| ♠ AJ1075 | ♠ K93 |
| ♥ AK10 | ♥ Q3 |
| ♦ AK102 | ♦ J8 |
| ♣ 5 | ♣ KQJ642 |
| Bidding | |
| 1♠ | 2♣ (12+ count) |
| 3♦ | 3♠ (3-card support) |
| 4NT | 5♣ (1 key card) |
| 5♦ (asks for queen) | 5♠ (no trump queen) |
| Pass | |

5NT Asks About the Other (Non-Trump Suit) Kings (Regular Blackwood Responses)

6♣ 0 kings

6♦ 1 king

6♥ 2 kings

6♠ 3 kings

Once you are very comfortable playing regular Blackwood, you might want to try to play Roman Key Card Blackwood.

From the Archives – To Err is Human, To Forgive Divine

OK, listen up: today's pointer is a bit complicated. It concerns what to do when you have made the wrong bid. Let's say, as an example, that you're playing a convention called Flannery. In Flannery, if you open 2♦ you are showing five hearts, four spades, and a HCP range of 11-15. This convention is alertable because it's artificial. Let's say you forget you're playing Flannery and open the bidding with 2♦ because you have six diamonds and 8 HCP. Your partner alerts and, when queried by the opponents, explains that you have five hearts, four spades, and 11-15 HCP. You, of course, maintain a poker face and continue to bid as if you have six diamonds and 8 HCP (you must not be "woken up" by your partner's explanation).

Once the auction is over, you are not obligated to reveal that you don't have a Flannery hand after all. In fact, if the opponents have won the auction and are the declarers, you **MUST NOT** spill the beans – because this will tip off your partner and help him or her defend effectively.

The bottom line is: as long as your partner explains your bid correctly according to your partnership agreements, there is no obligation to own up about a bidding error. Furthermore, there is no redress to the opponents if they get a poor result because of your error.

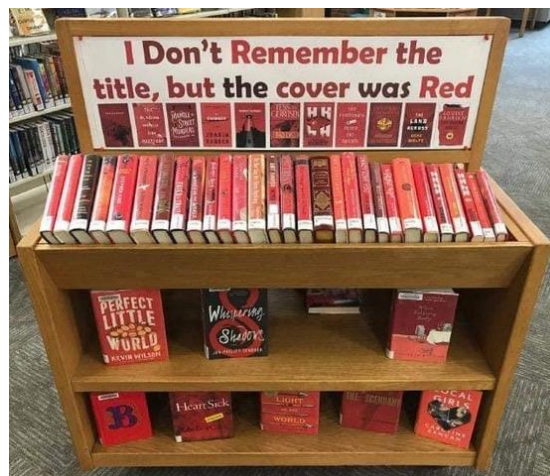
Bridge players are allowed to make mistakes.



More Than Just a Pretty Computer

For the first time, a computer program has bested human bridge champions! Click [here](#) for more information.

Thanks to Stephen Carpenter for the tip.



Face-to-Face Events at our Club

Attendance is slowly growing at our face-to-face events: the Monday morning bridge lab attendance is building; the Tuesday afternoon open game is holding steady at six tables; and the Friday afternoon 499er game hit a new high of 7.5 tables last week. Here are a couple of photos snapped by Joan Slover. Do take a close look at director Dave Quarrie's shirt.



Conventional Wisdom

This is the second in a series of columns on filling out a convention card. Today, we will talk about the items on the card that are “announceable”.

“Announceable” means somebody has to say something when an announceable bid has been made. You can know a bid is announceable because it is coloured blue on both the online and paper convention cards. There are only four announceable bids.

One No Trump Opening Bid

A typical announcement would be “15 to 17”

Transfer Bids

A typical announcement would be “spades”

One Club Opening Bid

A typical announcement would be “could be short”

One No Trump Response

A typical announcement would be “forcing”

It is important to note that when you're playing **online**, the person who makes the announceable bid is the same person who has to make the announcement. This is done by typing the announcement on the line underneath the bidding box. The partner of the person who makes an announceable bid does not see his partner's announcement, but the opponents both do.

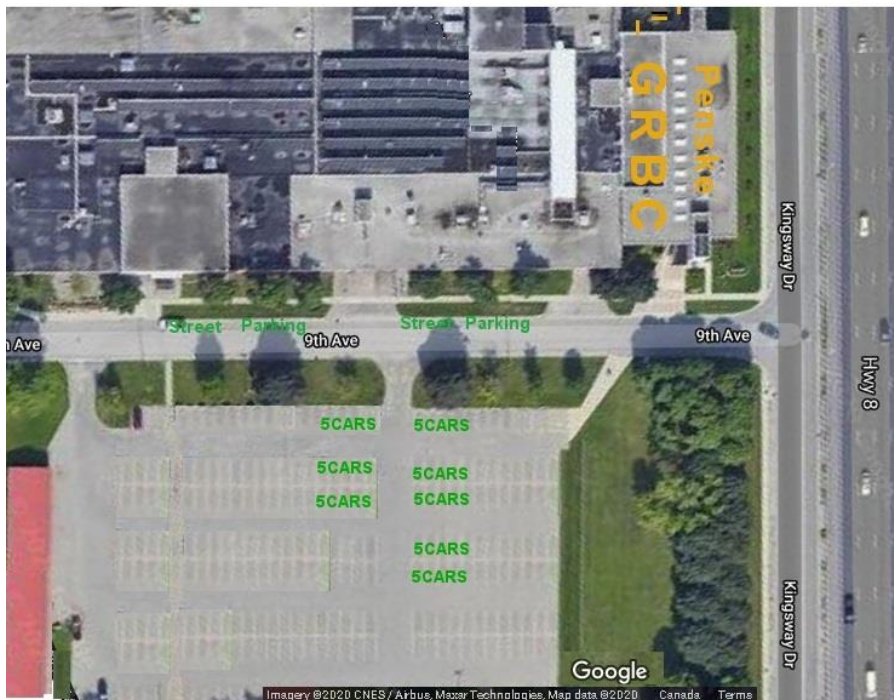
In club games, it's the *partner* of the person who makes an announceable bid who must make the announcement. Furthermore, the person who made the announceable bid must act as if he didn't hear his partner's announcement (ethically he must not be “woken up” by his partner's announcement if it turns out that they are on different pages).

Parking Matters

Contributed by Jim Dalgliesh, Club Manager

Our club shares a parking lot with two other businesses – Penske and Dare Foods. We have been allocated 40 parking spaces, and these spaces are designated GRBC on the pavement (although the lettering has faded over the years). This map shows where our spots are.

Where To Park?



Our bridge club shares a parking lot with other tenants. Our 40 parking spaces are indicated in green on this map. Please be sure to park in one of our spaces (they're labelled GRBC).

The entrance to the parking lot is opposite the Dare Foods factory entrance, which is NOT the first opening on the left as you drive in from Kingsway Drive but rather the *second* opening. The first opening on the left is clearly marked with a large EXIT sign, a sign that was installed by management a few years ago after a bridge player drove into the parking lot using the EXIT opening.

Last Friday, one of our players was observed driving into the parking lot using the EXIT opening. Based on the email I received, the player was very friendly and gaily waved at one or more Penske staff members.

Both the Dare Foods staff and the Penske staff are very anxious that all drivers enter via the ENTRANCE opening and leave via the EXIT opening. This is because there was a serious accident a number of years ago when someone accessed the parking lot incorrectly.

Every time a bridge player accesses the parking lot incorrectly or parks in a non-GRBC parking spot, I get an email or a telephone call.

Please, everyone, be a good neighbour and follow the correct parking procedure.

TIME YOU LEARNED YOUR LESSONS!

We have only two courses planned for this spring. They are:



Basic Bidding

Level: **NOVICE**


Instructor: Cindy Mahn

Mode: FACE-TO-FACE

Current Enrollment: 0

Dates: Tuesday mornings, 9:00 am – 11:30 am, April 19 – May 17

Fee: \$75 for members/ \$85 for non-members



Counting at Bridge

Level: **INTERMEDIATE**

Instructor: Dianne Aves

Mode: FACE-TO-FACE

Current Enrollment: 6

Dates: Tuesday evenings, 7:00 pm – 9:30 pm, April 26 – May 24

Fee: \$75 for members/ \$85 for non-members plus \$20 for the text

Click [here](#) for more information and to register.

If you and your friends have a burning desire to have a two-and-a-half-hour workshop on a particular topic, email [Malkin](#), our lesson lead, and she will see what she can do.

If you and your friends have a burning desire to have a two-and-a-half-hour workshop on how to play face-to-face bridge at our club, email [Malkin](#), our lesson lead, and she will see what she can do.

In the meantime, we have these recorded lessons available.

Recorded Lessons

The following recordings are available for \$10. To order one or more of them, send in your payment specifying what it is for (click [here](#) for information on how to pay).

- John Hanemaayer's **novice** workshop on **Filling out your Convention Card**
 - Stephen Carpenter's defence workshop on **Killer Signals**
 - Jack Cole's **novice** workshop on **Playing in our Online Games**
 - Stephen Carpenter's defence workshop on **Opening Leads**
 - Jack Cole's **novice** workshop on **Scoring Matters**
 - Stephen Carpenter's defence workshop on **Third Seat Play**
 - Stephen Carpenter's defence workshop on **Second Seat Play**
 - Stephen Carpenter's defence workshop on **Discards and Strategies**
-

The Answer Lady

As the 'The Answer Lady', I have been responding to questions from 'newer' players over the past several weeks. A request has been made to share those players' questions and my responses in the Alert on a weekly basis, essentially a column for the beginner player!

The Answer Lady role gives me an opportunity to engage with and get to know some of our beginner players, even if it's through an email. I try to research my answers to ensure the information I provide is accurate, so I in turn am reinforcing and clarifying my own learning. I also try to respect the newer players' level of skill and understanding as much as possible - fewer new concepts and more explanation. The 'newbies' seem to appreciate receiving this communication as they now have a written summary and can discuss any questions further if need be. One player commented "it makes me as a new player feel more comfortable". Another player wondered if they were sending too many questions or bothering me. My answer: "Absolutely not, keep them coming". You can write to me at suzan2420@yahoo.ca.

Dear Answer Lady:

I am a beginning bridge player and read in the newsletter that you are ready to answer questions. I have three questions, all involving responder bids when I have 10-12 points in my hand.

Dear Beginner bridge player. Nice to hear from you and thank you for all the questions, keep them coming.

Question 1

1♦-P-?

Responder has 10 to 12 points. four hearts, and no diamond support. Should responder reply 1♥ or jump to 2♥ (to immediately show point count)?

Answer 1

I suggest you mention your four-card heart suit by bidding 1♥ rather than jumping to 2♥. A 2♥ jump bid is usually reserved for a weaker hand – that is, six hearts and less than six points. This bid says, "Partner, I really have nothing much, but I do have this long heart suit. I think we should play in 2♥." Usually it's better to go slower when you have more points and faster when you have less. Here, responder has 10-12 points (invitational values), so go slower. The 1♥ bid then gives time and bidding room for you and your partner to find the best place to be playing this hand.

Question 2

1♥-P-?

Responder has 10 to 12 points, with three hearts and four spades. Should responder bid 1♠ for her first bid? And then go to 2♥ for the second bid? Or go to 2♠ for the first bid?

Answer 2

Your partner has five hearts and you have three hearts = eight hearts together! You have a heart fit and want to be playing this contract in hearts. It's always ideal to communicate support for your partner's suit at the first opportunity. It can be a bit confusing if you mention those spades, even at the one level, so I generally don't like to bid 1♠ with a heart fit. Your partner may think you don't have heart support. You also can end up too high, too quickly. How should you show your heart support? A bid of 2♥ shows three hearts and six-nine points, so responder is too strong for 2♥. Usually an immediate bid of 3♥ (called a limit raise in hearts) promises four hearts and 10-12 points, but this hand has three hearts and 10-12 points. What to do? An intermediary or temporizing bid at the two level is needed here - that is your best non-trump suit, in this case either clubs or diamonds. This is a forcing bid (since you haven't yet passed) and opener can't pass. Opener will then further describe her/his hand, and responder can bid 3♥ at the next opportunity. Responder has now communicated effectively with his/her partner, and she/he knows you have a heart fit, with three hearts and 10-12 points, and she/he can decide to go to game or stay in 3♥.

Question 3

1♥-2♦-?

Responder has three hearts and four spades with 10 to 12 points. Is it okay to bid 2♠ and then hearts at three level for second bid?

Answer 3

That wasn't very nice of those opponents to get in your way by bidding diamonds. Again, in any competitive auction where both sides are bidding, the sooner you can confirm a fit - hearts in this case - the better. If you bid spades at the two level, that is 2♠, you are usually promising five spades, plus opener would still have no idea about your hearts.

First, I would suggest you evaluate your hand. If you have only a mediocre 10 points with heart support, you could bid 2♥ after the 2♦ bid. If you have a more robust 10-12 points, a bid of 3♥ would be one way to show heart support.

Another - and very effective - way to show heart support would be to bid 3♦, the overcaller's bid suit. The 3♦ bid is a cue bid and shows a limit raise or better in hearts and a good 10-12 points. It's a great way of interfering with the opponents' bidding and make it harder for them to get to a diamond contract. Partner now knows you have 10-12 points and heart support and would bid 3♥ or 4♥.

Pat Harrington has a great article on using this cue bid raise in the February 2016 Bridge Bulletin, p. 49. If you are an ACBL member, you can access back articles by logging into your account, clicking on [BRIDGE BULLETIN](#) on the left-hand side, and then clicking on [ARCHIVES](#) at the top and choosing the issue you desire.



Thank You, Liz, and Welcome, Joe!

Quietly working away behind the scenes is your club's management team.

Did you ever stop to think that all of our events must be scheduled, planned, co-ordinated, and organized? Well, for the past seven or eight years, this work has been done by founding member **Liz McDowell**. Liz has now stepped down from her labours – but with our hearty thanks for all of her quiet work that resulted in so much fun and socializing over the years.

Taking Liz's place is **Joe Blake**, one of our newer members. Poor Joe, it's pretty hard to plan with all the Covid-uncertainty, but he will be looking for fun stuff for everyone as soon as it becomes possible.

FOR INTERMEDIATE PLAYERS



Three No Trump or Four Hearts?

Contributed by Robert Griffiths

| | | | | | | | | | | | | | | |
|-----------------|---|------------|--|--|---------------|--|---|--|---|--|---|--|--|--|
| Board 18 | | | | | | | | | | | | | | |
| East Deals | ♠ | A 9 | | | | | | | | | | | | |
| N-S Vul | ♥ | Q J 6 5 4 | | | | | | | | | | | | |
| | ♦ | K 10 9 8 7 | | | | | | | | | | | | |
| | ♣ | 3 | | | | | | | | | | | | |
| | ♠ | J 6 | | | ♠ K 8 7 4 3 2 | | | | | | | | | |
| | ♥ | A 3 2 | | | ♥ 10 8 | | | | | | | | | |
| | ♦ | Q 6 5 2 | | | ♦ J 4 | | | | | | | | | |
| | ♣ | Q 9 6 2 | | | ♣ K 10 4 | | | | | | | | | |
| | | | <div style="background-color: green; color: white; padding: 5px; display: inline-block;"> <table style="border: 1px solid black; text-align: center; width: 40px; height: 40px;"> <tr><td></td><td>N</td><td></td></tr> <tr><td>W</td><td></td><td>E</td></tr> <tr><td></td><td>S</td><td></td></tr> </table> </div> | | N | | W | | E | | S | | | |
| | N | | | | | | | | | | | | | |
| W | | E | | | | | | | | | | | | |
| | S | | | | | | | | | | | | | |
| | | | | | ♠ Q 10 5 | | | | | | | | | |
| | | | | | ♥ K 9 7 | | | | | | | | | |
| | | | | | ♦ A 3 | | | | | | | | | |
| | | | | | ♣ A J 8 7 5 | | | | | | | | | |

| <i>West</i> | <i>North</i> | <i>East</i> | <i>South</i> |
|-------------|--------------|-------------|--------------|
| | | 2 ♠ | Pass |
| Pass | Dbl | Pass | 3 N |
| All pass | | | |

East dealt and at my table opened a weak 2♠. South, my partner, considered. He had almost enough to overcall 2NT but not quite. He didn't want to double without a fourth heart. So, he passed, as did West, and I was uncertain. I was unhappy about forcing the auction to the three level with my 10 HCP but also unhappy about defending 2♠.

I considered a 3♥ bid but in the end decided to double, planning to bid 3♦ if partner tried 3♣. (My partner would not consider this a power double; I would simply be showing my two-suiter.)

Partner jumped to 3NT. This was passed out, and West led the ♠J, won in dummy with the ace. South led three rounds of hearts. West won his ace then returned a second spade, won by East with the king. East shifted to the ♣10, covered by South's jack and won by West with the queen.

West got off lead with the ♦2, covered by the 10, jack, and South's ace, leaving us with this.

| | | | | | | | | | | | | | | |
|---|---|---|--|--|------------|--|---|--|---|--|---|--|--|--|
| | | | | | | | | | | | | | | |
| | | | | | ♠ — | | | | | | | | | |
| | | | | | ♥ 6 5 | | | | | | | | | |
| | | | | | ♦ K 10 9 8 | | | | | | | | | |
| | | | | | ♣ — | | | | | | | | | |
| | | | <div style="background-color: green; color: white; padding: 5px; display: inline-block;"> <table style="border: 1px solid black; text-align: center; width: 40px; height: 40px;"> <tr><td></td><td>N</td><td></td></tr> <tr><td>W</td><td></td><td>E</td></tr> <tr><td></td><td>S</td><td></td></tr> </table> </div> | | N | | W | | E | | S | | | |
| | N | | | | | | | | | | | | | |
| W | | E | | | | | | | | | | | | |
| | S | | | | | | | | | | | | | |
| | | | | | ♠ 8 7 4 | | | | | | | | | |
| | | | | | ♥ — | | | | | | | | | |
| | | | | | ♦ 4 | | | | | | | | | |
| | | | | | ♣ K 4 | | | | | | | | | |
| | | | | | ♠ 10 | | | | | | | | | |
| | | | | | ♥ — | | | | | | | | | |
| | | | | | ♦ 3 | | | | | | | | | |
| | | | | | ♣ A 8 7 5 | | | | | | | | | |

South, in his hand for the last time, cashed his ♣A and ♠10 and led a diamond. At this point he was sure of two spade tricks, four hearts, two diamonds, and a club. In other words, he had his nine tricks - but he also had the chance to finesse West's (possible) ♦Q for an overtrick.

What should he do?

If this were a team game, South should take his nine tricks and be happy that a game had been bid and made.

But in a pairs game, South cannot be so complacent. Both South and North took views during the bidding that landed their side in 3NT - while many of their opponents would find their way to 4♥. And ten tricks in hearts will be easy to come by. And of course +600 is going to score poorly against the +620's of the pairs that bid the heart game.

Knowing all of this, South held his breath and played the ♦10 when West followed low. He got his tenth trick and thus avoided the poor score that he would have got with just +600.



You always have to bear in mind what the field is likely to do.

Margaret Hamilton; lead software engineer of the Apollo Project, stands next to the code she wrote by hand that was used to take humanity to the moon. [1969]





Dear David

Reflex Bidding

| | | | |
|--------|-------|----|----|
| W West | | | |
| ♠ | J2 | | |
| ♥ | KQ964 | | |
| ♦ | 93 | | |
| ♣ | KQ74 | | |
| W | N | E | S |
| | 1♦ | 2♥ | 2♠ |

With both sides not vulnerable, the auction proceeds as shown. It seems like a no-brainer for you to immediately jump to 4♥. Before you take that step however, it is important to think about what might happen *after* you make your bid. One of my favourite axioms is the answer to the ever-present bridge question/joke “What is 4♥?”, with the answer being “a transfer to 4♠!” It seems as if you should always raise with an 11-card trump fit, but you should always think about the consequences of a bid before you reflexively make it. In this case, your opponents have at least an eight-card spade fit with approximately half of the high-card points. If you jump to 4♥, both opponents (under pressure from the pre-empt) will upgrade their hands because they both have heart shortness and one of them will choose to bid on to a game in spades or diamonds, a game against which you have very little defence. If you pass 2♠ and they reach game anyway, you can then decide whether you should “sacrifice” in 5♥.

| | | | | | |
|---------|--|-----------|--|-------------|--|
| D | | N North | | W N E S | |
| 17 | | ♠ A85 | | 1♦ 2♥ 2♠ | |
| | | ♥ | | P 3♣ P P | |
| | | ♦ AKQ1082 | | P | |
| | | ♣ AJ63 | | | |
| W West | | E East | | | |
| ♠ J2 | | ♠ Q3 | | | |
| ♥ KQ964 | | ♥ AJ10873 | | | |
| ♦ 93 | | ♦ J65 | | | |
| ♣ KQ74 | | ♣ 109 | | | |
| | | S South | | | |
| | | ♠ K109764 | | | |
| | | ♥ 52 | | | |
| | | ♦ 74 | | | |
| | | ♣ 852 | | | |
| | | 3♣ N | | NS: 0 EW: 0 | |

At my table, West passed, and North grossly underbid by choosing 3♣ and South decided he had already bid too much the first time, so he passed. 3♣ went down two.

The other two times this hand was played

| W | N | E | S |
|----|----|----|---|
| | 1♦ | 2♥ | P |
| 4♥ | 5♦ | P | P |
| P | | | |

| W | N | E | S |
|----|----|----|----|
| | 1♦ | 1♥ | 2♠ |
| 4♥ | 4♠ | P | P |
| 5♥ | 5♠ | P | P |

5♠ made 13 tricks and 5♦ made 12 tricks.

The key to good bidding is in its essence making choices about how best to describe your hand to your partner. But more than that, you must be aware of the consequences of giving information to the opponents. You have very little chance of “buying” this contract in 4♥ because both opponents will want to continue bidding in the belief that their heart shortness is an asset. Look before you leap.



Charles Goren Championship Bridge on

YouTube

I thought this might amuse some of you. I remember watching this program on Saturday mornings on TVO when I was in university. It was one of the ways I learned how to play bridge. But I remember it most for the style of the players and the overall aesthetics.

I recently found episodes on YouTube. This one is my favourite so far while revisiting them:

www.youtube.com/watch?v=9EGOrkvzGf8

Sandy Graham

For Intermediate *Jake's*
Play a Bad Hand Well

#67

♠ A 4 3
 ♥ 7
 ♦ A K
 ♣ A K 9 8 7 5 2



♠ K Q J 6 5
 ♥ J 10 2
 ♦ Q J 6
 ♣ 10 4

| <i>West</i> | <i>North</i> | <i>East</i> | <i>South</i> |
|-------------|------------------|-------------|------------------|
| | | | Pass |
| Pass | 1 ♣ | Pass | 1 ♠ |
| Pass | 3 ♣ | Pass | 3 ♠ |
| Pass | 4 N | Pass | 5 ♣ ¹ |
| Pass | 5 ♦ ² | Pass | 5 N ³ |
| Pass | 6 ♠ | All pass | |

1. 1 or 4 keycards
2. Trump queen?
3. Trump queen but no side-suit kings

You are South and get the ♦10 opening lead. Plan the play.

SOLUTION

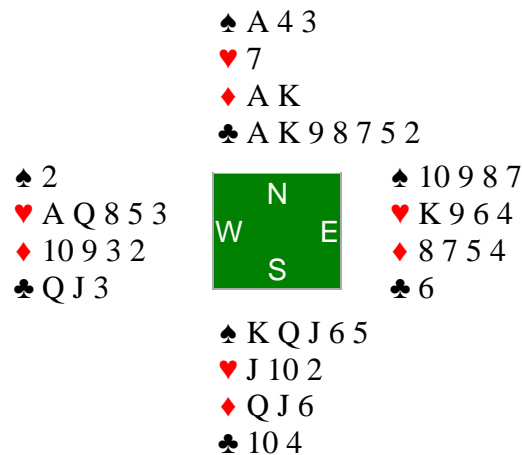
At first glance, it looks as if you can make the contract by ruffing two heart losers in dummy. A closer look, however, reveals that you don't have enough entries to your hand to pull it off. What about changing your perspective? If you mentally convert your dummy to the master hand, you will see that you have only one heart loser (assuming that the clubs can be set up). So, you take the opening lead with dummy's ♦K and start drawing trumps. As long as trump splits no worse than 4-1, you're laughing. As it happens however, trumps do split 4-1. You draw them all (on the fourth round, discard a heart from dummy). Here is the situation at this point.

♠ —
 ♥ —
 ♦ A
 ♣ A K 9 8 7 5 2



♠ K
 ♥ J 10 2
 ♦ Q J
 ♣ 10 4

Now, it's time to tackle the club suit. You have only one side entry, meaning that if clubs split 4-0 you're out of luck. At Trick 6, you should cash the ♣A and cross your fingers that both East and West follow suit. They do! Now you can cash the ♣K at Trick 7 and ruff a club with your last trump at Trick 8. Dummy's clubs are now set up, so you return to dummy with the ♦A and claim. Making seven!
 Here is the complete deal.



We are all accustomed to thinking of declarer's hand as the master hand, but sometimes it's helpful to think outside the box.

If you would like to play in a particular game but lack a partner that day, you can either:

- ♠ Log in to [Pianola](#), click on Partner Finder, and create a Partner Finder Advert. This needs to be done at least a few hours in advance of the game. OR
- ♠ Log in to the game in question and register yourself on the Partnership Desk tab.

If you are looking for a regular partner, contact [Cheryl Kip](#), our membership lead.

We have fun in **spades**.
 We play with all our **hearts**.
 We treat our members like **diamonds**.
 There will be no April 9 games at our **club**.