



PLAY AND LEARN BRIDGE IN A WELCOMING ENVIRONMENT

ALERT – September 11, 2023

Click [here](#) to access our regular game schedule.

Looking Ahead

- ♥ Both of our F2F games today (Friday, Sept. 8) as well as tomorrow's game (September 9) 99er game are **club championship games** = extra masterpoints, no extra charge.
- ♥ Our "new" F2F 99er game starts tomorrow morning at 9:30 am (Saturday, Sept. 9).
- ♥ [71st Annual St. Thomas Jumbo Tournament](#), Saturday, September 9 - Sunday, September 10
- ♥ Effective immediately (Wednesday, September 13), the limit of the **Wednesday afternoon online game** will be increased from 499er to 649er.
- ♥ **Intermediate Bridge Lab**, 6:30 pm – 9:00 pm, Thursday, September 14
- ♥ **Competitive Bidding module** begins, Friday, September 15, 9:30 am – noon
- ♥ [Learn Bridge in a Day](#), Saturday, September 16, 10:00 am – 3:00 pm
- ♥ Sunday, September 17, 1:00 pm - ?, **Club Cleanup**
- ♥ **Overcalls/Doubles module** begins, Tuesday, September 19, 9:30 am – noon
- ♥ **Beginners 1 lessons** begin, Saturday September 23, 9:30 am – 12:30 pm
- ♥ All our F2F games from Tuesday, September 19 – Saturday, September 23 are **club championship games** = extra masterpoints, no extra charge.
- ♥ **Annual General Meeting**, Tuesday, September 26 (no BBO game that day)
- ♥ [Brampton Bridge Blast Local Sectional](#), Saturday, Sept. 30 and Sunday, Oct. 1

Annual General Meeting

Mark your calendars for our annual general meeting on Tuesday, September 26. The day's festivities will include an outdoor (weather-permitting) potluck lunch at 11:30 am; our annual general meeting at 12:30ish; followed by a rookie/master game at 1:00ish.

The regular BBO 199er game that day has been cancelled because we want those players to be at the party!

Sign-up sheets for both the potluck and rookie/master games have been posted on the sign-up sheet board beside the director's desk. If you are not going to be at the club for a couple of weeks and want someone to sign you up, email [Joe Blake](#).

The gathering area is the front lawn across the street from our club. Please bring your own lawn chairs, plus we are looking for volunteers to bring tables for the potluck. If you can help, please let Joe know.

Hope to see you there! It's going to be lots of fun!



Congratulations....

to the following local players who have advanced to the next ACBL level.

Junior Masters

- **Marg Benian**
- **Sonja Miner**

Club Master

- **Jim Goll**

Sectional Masters

- **Glenn Mockford**
- **Nanci Phelan**

NABC Masters

- **Kevin Latter**
- **Jim Mathers**
- **Vivian McLellan**
- **Judy Widdecombe**

Life Master

- **Donna Angst**

Bronze Life Masters

- **Donna Angst**
- **Susan Lawton**
- **Kathy Russell**

Ruby Life Master

- **Jennifer Verdam**
-

More Congratulations...

to the following local players who earned masterpoints in the recent Goderich regional tournament and whom we failed to acknowledge in last week's Alert....

- **Lissa Lowes, Bev Hitchman, Richard Papineau, and Rebecca Kalbfleisch**

and to the following local players who earned masterpoints in last weekend's Toronto Labour Day Sectional.

- **Stephen Carpenter, John Hanemaayer, Rob Mackinnon, and Paul Latimer**, 1st in B, Monday B/X Swiss Teams
 - **Peter Peng**, Gabriel; Sitarenios, Andrew Tylman, and Adam Weisz-Margules, 2nd in A, Monday A/X Swiss Teams
-

Many Hands Make Light Work

Contributed by Margot Stockie

On Sunday, September 17, we would like to see you at 1:00 pm at our club for our first clean-up since before the pandemic. This is a great way to meet new friends and participate in the effort that goes into making our club a pleasant place to play the game that we all love (well, that depends on the day, it's admittedly a love/hate relationship). Please sign up if you can at the club (the sign-up sheet is on the magnetic bulletin board) by the director's desk or, if you prefer, email [me](#). These club clean-ups are weirdly enjoyable. There may even be treats.



Bean There Done That

Contributed by Steve Allen, Treasurer (GrandRiverBridgeClubTreasurer@gmail.com)

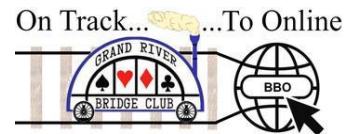
The bean is back and he's feeling foolishly generous. To celebrate your return to duplicate bridge after participating in far too many "cottage happy hours" this summer, we are introducing prizes in the BBO arena. The contest period will run four consecutive weeks, from a Wednesday to a Tuesday. We'll randomly pick the winner on each Tuesday night. Your bragging rights will be announced in Friday's ALERT.

Who can enter? This is a perk for being a GRBC member for 2023-2024. And it's only applicable to online players, not F2F players who already get free coffee and cookies at the club.

How do you enter? Every time that you join a GRBC online game, your name will go into a "hat". I'm thinking one of those striped Christmas sock hats. The more times you play, the more chances you have to win ... or bellyache about losing.

Diamonds? Exotic travels? What is this lucky ducky going to win? It has to be something that we can mail to your home address since I draw the line about making deliveries (well, unless it's happy hour...). It will be a \$25-\$30 gift certificate for a vendor of the winner's choosing (LCBO, Timmy's, Stag Shop, etc).

The fun starts Wednesday September 13th. Winner winner, chicken dinner!





The Answer Lady

Contributed by Susan Lawton

As the "The Answer Lady" I have been responding to questions from "newer" players over the past several weeks. A request has been made to share those players' questions and my responses in the Alert, essentially a column for the beginner player! You can write to me at suzan2420@yahoo.ca.

Question

I have been using online BBO games to practise my bidding and declarer play. I was recently playing an online game where the opponents used a different version of Blackwood than I know from my Beginner 1 and 2 courses. South bid 4NT, and North bid 5♦. With two aces I would have expected the bid to be 5♥, but the opposition alerted they were using "key cards".

Answer Lady, what is the system of bidding key cards to show aces? How does it differ from regular Blackwood? Are there any advantages to learning the key card system? Should I begin applying it to my games?

Thank you. An online player

Answer

Hello online player, those opponents were using the Roman Key Card Blackwood Convention (RKCB), a variation of the Blackwood Convention. RKCB provides a more accurate way to learn about those important trump holdings that allows you to find out about the king of trumps along with the queen of trumps in some cases.

This week we will begin the discussion of Roman Key Card Blackwood Convention.

Barbara Seagram in her Intermediate book series, Number 3, pp. 106-110 has an excellent description of the RKCB convention. Like regular Blackwood, RKCB is used once partners have found a fit in a known suit. "The advantage of RKCB is not to get to more slams but to keep you out of bad ones". How many of us have used regular Blackwood to bid to a suit slam with the holding: Axxxxx opposite xxxx, only to discover you are missing both the king and queen of trump and the contract goes down?

Using RKCB, the player who bids 4NT is asking how many key cards his or her partner has. A key card is any ace and the king of trump. Instead of just counting aces, you now count the king of trump as that fifth key card.

After the 4NT bid, partner uses this number: 1430 to describe their hand.

5♣ = 1 or 4 key cards

5♦ = 3 or 0 key cards

5♥ = 2 key cards without the queen of trumps

5♠ = 2 key cards with the queen of trumps

The hand provided by the reader was unable to be recovered, but North was showing those two aces along with the king of trumps, thus a bid of 5♦, for three key cards.

An additional example is reflected in the hand below. After Opener begins the bidding with 2NT, a 20-21 HCP hand, Responder bids 4♦, a Texas Transfer showing a long heart suit. Opener accepts the transfer by bidding 4♥. As a refresher, the Answer Lady column of July 11, 2022, outlined Texas Transfers.

After the 4♥ bid, Responder wishes to further explore the possibility of slam in hearts and bids 4NT. Using Roman Key Card Blackwood, Opener bids 5♦, showing three key cards. Responder now knows they have all the key cards: ♠A, ♥A, and ♣A. Responder, with the ♦A and the ♥KQ, coupled with six hearts and a singleton club, can comfortably bid 6♥.

<div style="border: 1px solid black; padding: 5px; width: 40px; margin: 0 auto;"> <div style="text-align: center; font-weight: bold; font-size: 0.8em;">D</div> <div style="font-size: 2em; font-weight: bold; margin-top: 5px;">13</div> </div>	<div style="background-color: #e0e0e0; padding: 5px; border: 1px solid black;"> N North ♠ Q8742 ♥ 1053 ♦ 83 ♣ K74 </div>	<table border="1" style="width: 100%; border-collapse: collapse;"> <thead> <tr style="background-color: #c00000; color: white;"> <th style="width: 12.5%;">W</th> <th style="width: 12.5%;">N</th> <th style="width: 12.5%;">E</th> <th style="width: 12.5%;">S</th> </tr> </thead> <tbody> <tr> <td></td> <td style="text-align: center;">P</td> <td style="text-align: center;">2NT</td> <td style="text-align: center;">P</td> </tr> <tr> <td style="text-align: center;">4♦</td> <td style="text-align: center;">P</td> <td style="text-align: center;">4♥</td> <td style="text-align: center;">P</td> </tr> <tr> <td style="text-align: center;">4NT</td> <td style="text-align: center;">P</td> <td style="text-align: center;">5♦</td> <td style="text-align: center;">P</td> </tr> <tr> <td style="text-align: center;">6♥</td> <td style="text-align: center;">P</td> <td style="text-align: center;">P</td> <td style="text-align: center;">P</td> </tr> </tbody> </table>	W	N	E	S		P	2NT	P	4♦	P	4♥	P	4NT	P	5♦	P	6♥	P	P	P
W	N	E	S																			
	P	2NT	P																			
4♦	P	4♥	P																			
4NT	P	5♦	P																			
6♥	P	P	P																			
<div style="background-color: #e0e0e0; padding: 5px; border: 1px solid black;"> W West ♠ J53 ♥ KQ9876 ♦ A74 ♣ 3 </div>	<div style="background-color: #e0e0e0; padding: 5px; border: 1px solid black;"> E East ♠ AK ♥ A4 ♦ QJ952 ♣ AQ98 </div>																					
	<div style="background-color: #ffff00; padding: 5px; border: 1px solid black;"> S South ♠ 1096 ♥ J2 ♦ K106 ♣ J10652 </div>	<div style="background-color: #e0e0e0; padding: 5px; border: 1px solid black; display: inline-block;"> 6♥ E NS: 0 EW: 0 </div>																				

In next week's Answer Lady column, further discussion of the Roman Key Card Blackwood convention will be provided, along with additional examples.



Time You Learned our Lessons!

In the Cards

- **Learn Bridge in a Day** (one-day workshop)
Instructor: Sue Peterson
Venue: Our teaching room
Date: Saturday, September 16, 10:00 am – 3:00 pm
Cost: \$35
Level: **Beginner**
Current Enrollment: 17
Click [here](#) for more information and to register.
- **Beginners 1** (five-week course)
Instructor: Sue Moses
Venue: Our teaching room
Dates: Saturday mornings, September 23, 30, October 7, 21, & 28, 9:30 am – 12:30 pm
Cost: \$\$85 (includes textbook)
Level: **Beginner**
Current Enrollment: 17
Click [here](#) for more information and to register.
- **Competitive Bidding** (three-week module)
Instructor: Stephen Carpenter
Venue: Our teaching room
Dates: Friday mornings, September 15, 22, & 29, 9:30 am – noon
Cost: \$60 members/ \$70 non-members
Level: **Novice/Intermediate**
Current Enrollment: 1
Click [here](#) for more information and to register.
- **Overcalls and Doubles** (two-week module)
Instructor: Cindy Mahn
Venue: Our teaching room
Dates: Tuesday mornings, September 19 & 26, 9:30 am – noon
Cost: \$40 members/ \$50 non-members
Level: **Novice**
Current Enrollment: 3
Click [here](#) for more information and to register.

Continuing

- **Newcomer bridge labs** every Monday morning, 9:00 am – 11:30 am, mini-lesson on negative doubles by the Answer Lady on September 18 – no extra charge!
 - **Occasional Intermediate bridge labs** with Liz McDowell, Thursday nights from 6:30 pm – 9:00 pm, first one on September 14
-



Dear David

A Little Something for Everyone

It isn't often that everyone has something to say when both sides are vulnerable. However, this is the reality of bridge in the 21st century.

North Deals
Both Vul

♠ Q 10 8 7 4
♥ A J 6 5 3
♦ 9
♣ A 4

♠ 2
♥ —
♦ K 8 5 4 2
♣ Q J 10 9 8 6 2

♠ A 5 3
♥ Q 10 9 7
♦ Q J 7 6 3
♣ 3

♠ K J 9 6
♥ K 8 4 2
♦ A 10
♣ K 7 5

West	North	East	South
	1 ♠	Pass	2 NT
3 ♣	3 ♦	Pass	4 ♠
4 N	Pass	5 ♦	5 ♠
All pass			

The 2NT bid is a limit raise or better in spades. If West had bid 3NT or even 4NT, the most logical interpretation would be a two-suited takeout (usually the minors), since N/S has the balance of strength. Personally, I don't think that two-suited bids are a good idea when there is a two-card difference in the two suits. There are other ways to show that kind of hand. After 3♣, North showed diamond shortness. North bid his game and West tried 4NT! What the @#\$\$ is that!? It shows length in the minor he originally bid and at least four cards in the other minor. I would expect at least six clubs and five diamonds for a vulnerable sacrifice. East, finally allowed to arise from his slumber, happily bid 5♦. South made a wise choice to bid on, since 5♦ makes. A lot of good choices by everyone. Now, North is tasked with making it.

North Deals
All Vul

♠ Q10
♥ AJ653
♦
♣

♠
♥
♦ K85
♣ J109

♠
♥ Q1097
♦ QJ
♣

♠ J
♥ K842
♦
♣ 7

North wins the ♣A and plays spades. East wins the second spade and returns a spade. Declarer plays Ace and another diamond (ruffing) and leads a club to the King, East showing out. At this point, knowing from the auction that hearts may split horribly, declarer can play the heart King and then a low heart from both hands. East wins, but has no good return. A heart finishes him and a diamond allows declarer to throw a heart from the South hand a ruff in the North hand. The heart Ace and a heart ruff makes North hand high. "Nicely played" I would say at this point—except declarer did see in his mind what was about to happen when he mistakenly trumped South's last club in his hand.

If East wins the second heart and leads a diamond, South can trump it with North throwing a heart – no help. If North trumps it while South throws a heart, North can next trump a heart making the last heart good, but with no entry to cash it!

The point of this interesting hand is to get you to do it in your head before you do it for real. “If I bid this, what do I do next?” “If I play this, what will happen next?” Once you play it out in your head, the actual bidding or line of play becomes easy. Think ahead!

North Deals
All Vul

♠
♥ K85
♦ J10
♣

♠ Q
♥ AJ653
♦
♣

♠ Q1097
♥ Q
♦
♣


♠ J
♥ K842
♦
♣

W N E
S



For Intermediate *Jake's*
Play a Bad Hand Well

No. 120

♠ J1072	
♥ QJ43	
♦ 10765	
♣ K	
	♠ 98
	♥ AK1095
	♦ AQ4
	♣ 865

West	North	East	South
		1♠	2♥
2♠	Pass	4♠	All pass


I was South, defending a 4♠ contract. I led my ♥K and my (very clever) partner played his ♥2. Although the signal to the first trick usually shows attitude, an attitude signal would have no meaning in this situation, and so it seemed likely to me that my partner had decided to give me a count signal instead. If my guess is right, he has either an even number of hearts (we play up-side-down carding) or a singleton. This is critically-important information. If you were in my shoes, what would you do now?

SOLUTION

If your partner has a singleton, you need to cash your two top hearts and then give your partner a ruff at Trick 3. That would be really awesome, because your partner could then lead a diamond through declarer for a two-trick set.

Unfortunately, that is probably a too-good-to-be-true scenario, but the good news is that the strategy for dealing with a singleton heart in your partner's hand is also appropriate for dealing with a doubleton heart in your partner's hand. (If your partner has an even number of hearts, he must have only two of them because if he had had four, he would have supported your hearts in the bidding.). In this scenario, you will be able to take two heart tricks, plus potentially two diamond tricks = one down. But if you lead diamonds yourself, you will get only one diamond trick, while the chances are slim to none that your partner will be able to gain the lead in order to lead diamonds through declarer. Therefore, you have no choice but to wait patiently for declarer to broach diamonds.

On the other hand, there is the danger that once dummy's ♥QJ are established, declarer will be able to park two of his losing diamonds on them. Immediate action is thus required. What to do? You need to take the ♥A at Trick 2 and continue with another heart to give your partner a ruff! Of course, declarer will over-ruff, but one of declarer's diamond-parking hearts has now been nullified at no cost to you (your partner could easily spare one of his trumps). Here is the full deal.

	♠ 65	
	♥ 72	
	♦ 932	
	♣ Q97432	
♠ J1072		♠ AKQ43
♥ QJ43		♥ 86
♦ 10765		♦ KJ8
♣ K		♣ AJ10
	♠ 98	
	♥ AK1095	
	♦ AQ4	
	♣ 865	

As you can see, if you had led anything other than the ♥A at Trick 2, declarer would be in control, drawing trump and then leading a heart from his hand. You would have no choice but to take it with your ace, then what? Surrender, Dorothy!

10 years ago today I witnessed
 someone pull off one of the
 funniest jokes of all time



Top Master Point Earners at our Club

Contributed by Allen Pengelly

This table lists the individuals who have earned the most master points at our club in each of three master point bands since the beginning of August.

Open Players			499er Players			99er Players		
	Name	MP		Name	MP		Name	MP
1	David Baker	30.36	1	Denis Williams	7.47	1	Mark Sherwood	4.81
2	Mike Peng	16.12	1	Regina Williams	7.47	1	Doug Fickling	4.15
3	Edith Ferber	13.62	3	Lori Cole	5.76	3	JP Fraresso	3.41
4	Margot Stockie	12.23	4	Nanci Phelan	5.57	4	Rick Arthur	3.05
5	Moira Hollingsworth	10.96	5	Jack Cole	5.46	5	Debbie Miethig	2.71
6	Cindy Mahn	10.76	6	Nancy Cattanach	5.45	6	Brian Gaber	2.68
7	Roy Dandyk	9.88	7	Bev Hitchman	5.32	7	Peter Gaasenbeek	2.35
8	Neil Jeffrey	9.41	8	Lynda Burnett	5.09	8	Pat Pietrek	1.91
9	Dave Embury	8.71	9	Janice Pengelly	4.58	9	Pat Northey	1.84
10	Ted Boyd	8.34	10	Elinor Girouard	4.55	10	Russel Kerr	1.72
11	Stephen Young	8.29	11	Renate Boucher	4.51	11	Audrey Cook	1.68
12	Kathy Russell	7.93	12	Jim Dalglish	4.39	12	Jeannie Leforge	1.61
13	Diane Bourdeau	7.43	13	Joe Blake	4.38	13	Jacques Druart	1.49
14	Scott Hills	7.29	14	Judy Widdecombe	4.37	14	Randall DeKraker	1.43
15	Neil Coburn	7.09	15	Lissa Lowes	4.33	15	Jane Wilson	1.40
16	Adriaan Kempe	7.06	16	Kevin Latter	4.32	16	Sonja Miner	1.30
17	David Longstaff	6.84	17	Anita Hanson	4.31	17	Elizabeth Bogo	1.28
18	Robert Griffiths	5.74	18	Michael Pengelly	4.19	18	Pat Gascho	1.27
19	Steve Carpenter	5.58	19	Suzanne Edwards	4.05	19	Mary Jameson	1.20
20	Ed Hills	5.57	20	Douglass Grant	4.01	19	Maureen Logel	1.20
21	Dianne Aves	5.42	21	Pat McDonald	3.93	21	Paul Raymond	1.18
22	Wayne Schroeder	5.34	22	John Kip	3.84	22	Joan Stroud	1.10
23	Diane Jamieson	4.33	23	Vivian McLellan	3.70	23	Andrew McNaught	1.09
24	Thea Davis	4.29	24	Barbara Arthur	3.52	24	Marianne Dziarski	1.06
25	Dave Quarrie	3.90	24	Virginia Alviano	3.52	25	Denise Dolff	1.06

If you would like to play in a particular game but lack a partner that day, you can either:

- For both online and f2f games, log on to [Pianola](#), click on Partner Finder, and create a Partner Finder advert. This needs to be done at least a few hours in advance of the game. *When you use Partner Finder, it will allow folks to see your contact information. If you have posted a Partner Finder ad, kindly remember to check your phone and email and, when you've found a partner, delete your ad. Someone who replied to your ad may be waiting for a response.*
- For online games only, log in to the game in question and register yourself on the Partnership Desk tab (or look to see if someone else has already registered there).

If you are looking for a regular partner, contact [Joan Slover](#), our membership lead. Please let her know what sort of game/partner you are interested in – your playing level, your available time slots, F2F and/or online, and any other pertinent information.

We have fun in **spades**.
 We play with all our **hearts**.
 We treat our members like **diamonds**.
 We're having an AGM at our **club**.